

August 2011

Volume II Issue 1

Waterford Cyber Academy

501 N. Cass Lake Road, Waterford, MI

Office hours:

Monday - Friday 8:00 am to 3:30 pm.
248-706-4871 Fax: 248-682-0641

Cheri Smith, Office Assistant,
smithc04@wsdmi.org

Coordinator's Corner

Welcome to the 2011-2012 School Year!

It is hard to believe that a year has already gone by and we are entering into our second year of virtual learning at the Cyber Academy. Last year we learned and grew together. It was also a year of accomplishments: All of our second semester seniors graduated on time, our 9th grade class exceeded state and district MEAP scores, and all of the 11th grade students performed well on the ACT/MME.

This year brings us some exciting changes. First, we have expanded our student population to include grades 6—12. We had many requests from parents of high school students looking for a program for their middle schoolers. Please extend this opportunity to anyone you think may be interested.

Next, we are now located at the Kurzman Administration Offices at the Crary Campus. This new space has plenty of room for students to drop in for work during business hours. We hope you find it as warm and inviting as we do. Finally, we are adding tips for successful online learning. Please visit page two for information on organizing your time. Page 4 includes good tips for students about netiquette.

I am very proud of how our students performed last year and look forward to another exciting year of learning at the Waterford Cyber Academy!

As always, please do not hesitate to contact the office with any questions you may have.

Mary Jacques, Coordinator

MEAP

6—8 grade students MEAP window is set for October 11—28, 2011. We will send out exact dates as soon as they are available.

Freshmen students will be taking the MEAP assessment for Social Studies on October 19, 2011.

Please see page 4 regarding test prep.

MME

Juniors, and seniors who have not taken the MME previously, will be taking the MME this year. Dates for MME are:

February 15, 2012: Required Pre-test identifying and non-test portion completion—**MUST** be completed before the day of testing

March 6—8, 2012: Please mark your calendar now to be in attendance.

We supply ACT test prep to students. Also watch for future newsletter with free test prep sites. Look for a letter in October with user name and password information to www.actonline.org.

PLAN

Attention Sophomores:

The District gives the PLAN test to all sophomores. The PLAN test is an assessment by the ACT company that students and schools use as an indicator of how well students will do on the ACT.

The testing date for the Cyber Academy students will be on **March 13, 2012**.

CYBER CAFÉ

501 N. Cass Lake Rd.
Waterford, MI 48328

Hours: 8:00 am—3:30 pm
Monday—Friday

We have public access to the internet as well as 10 desktop computers. Come in to work some time!

Mentor News!

A New School Year Begins!

I am very excited for another school year to begin. Last year was a success and I am very proud of how our students performed. I know that this year will be just as wonderful. It is important to contact me each week to update me with your weekly progress, ask any questions or address any concerns you may have, and let me know if you need help with learning or organizational strategies. The Cyber Academy must show contact each week to meet the State of Michigan requirements for Seat Time Waiver students. Please make sure to call or send an email each week on the day listed below according to your last name. I love hearing from you!

Monday: A—E

Tuesday: F—J

Wednesday: K—N

Thursday: O—S

Friday: T—Z

I am available to meet in person in our office Monday through Friday from 11:30 am—2:30 pm. Please do not hesitate to call and schedule an appointment if you need extra assistance.

I look forward to working with you!

Maggie Rice, Mentor WCAmentor3@gmail.com



September 2011


Sun	28	Mon	29	Tue	30	Wed	31	Thu	1	Fri	2	Sat	3
			New Student Orientation 9:00 am Crary Campus							No School			
	4	Labor Day No School	5	Classes Begin!	6	7	8	9	10				
	11		12	13	14	15	Hispanic Heritage Month begins	16	17				
	18	Mickey Mouse made his screen debut in 1928	19		20	21	22	Autumn Begins!	23	24			
	25		26	27		28	Rosh Hashana	29	30				

COUNT DAYS BEGIN!
Log in and work for at least 30 minutes

Important Dates:

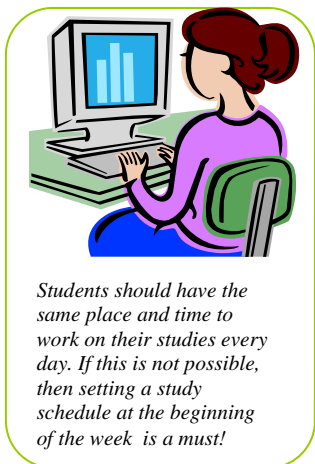
Dates below are for the WSD Calendar. K12 Calendar will be added when it becomes available.

- * August 5th— Last day to accept applications for enrollment
- * August 30th— New Student Orientation
- * September 28th— Count Days begin
- * October 11th—28th 2011 MEAP window for grades 6—9.
- * October 19th— 9th grade MEAP testing at Crary Campus
- * November 23rd—25th Thanks - giving Break
- * December 19th— January 2nd Winter Break
- * January 16th— M. L. King observance—no school
- * January 24th— New Student Orientation for 2nd semester
- * January 27th— First semester ends
- * February 9th— Count Days begin
- * February 15th— Mandatory ACT pre-testing
- * February 23rd & 24th— Mid-Winter break
- * March 6th—8th ACT/MME
- * March 13th PLAN test
- * April 2nd—9th— Spring break
- * May 25th & 28th Memorial Day break
- * June 15th— Last day for students

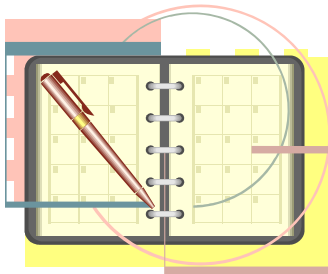


**Seniors:**

Now is the time to apply to colleges. If you are not sure where you would like to attend, you may want to schedule a visit to the college and talk to admissions. Visit the college website for information and to download their application. Contact the office for transcripts or letters of recommendation.



Students should have the same place and time to work on their studies every day. If this is not possible, then setting a study schedule at the beginning of the week is a must!



~ All time management begins with planning. ~

Tom Greening

Do you have a new phone number, email or address? Please contact the office so we can update our records.



It's not too early to think about college!

Looking for ways to help fund your college education? Not sure which college you want to attend? Try these websites:

<https://treas-secure.state.mi.us/osg/welcome.asp>

Michigan Scholarships Online, has information for helping students attend Michigan colleges through the State's Competitive Scholarship, Tuition Grant and Post-Secondary Access Student Scholarship (PASS) programs.

<http://www.college-scholarships.com/michigan.htm>

offers comprehensive information on Michigan colleges, universities, career colleges, technical colleges, vocational colleges, technical schools, vocational schools and online degree programs.

Scholarships.com

Michigan scholarships are one potential source for funding your education and ensuring you are not drowning in debt once you graduate. Like students across the nation, many residing in or attending college in Michigan will need some form of financial aid to help them pay for college. By using "Michigan" for search criteria, Scholarships.com will help students find money toward a postsecondary education. Below are a few examples of Michigan scholarships students may find at our site. By conducting a free scholarship search, students can find additional information about these and other scholarships based on location or additional criteria.

The Waterford School District requires 24 credits for graduation. For more information please visit http://www.waterford.k12.mi.us/Resources/graduation_requirements.htm

Virtual Vibe: When should I work? Part I

Working online can be very rewarding. Most students learn that they are more in control of how they learn and explore subject areas within the assignments. However, time allocation is where students seem to struggle with online learning. At home students still have the same course load as in the brick and mortar schools, but the environment is very different. Students can choose which course to start the day, and the time of day when they will work. Because of this open forum for learning, it is important that students set a specific time and place to learn every day. If not, it is very easy to put off what you can do later. Students without a plan often find themselves behind in work and have a hard time finding a way out. Although recommended, it does not mean the learning needs to be the same time every day, but setting a weekly schedule when to work will make sure students keep up with the course load as well as when assignments/projects or tests are due. Keeping and maintaining a schedule is not hard, but it can make a big difference in your success! Start off the year with a plan in place that works for you. Please check out the article below for a couple of ideas from students.

When are my assignments due?

Just as in brick and mortar schools, students rely on teachers to set due dates. In the virtual setting assignments for courses can be viewed in the course calendar or on your assignment page. The teacher may send out additional information in an email or on the course home page. Taking the time to make up a schedule for the week will keep you on track. Below are a few ideas that have been successful with our students:

Most virtual students organize themselves by checking assignments on Sunday or Monday morning for the week. Some students use 3 x 5 cards and write out the assignments for the week, including due dates and test/quiz dates checking them off as completed. A calendar is used to keep track of reports, quizzes and test dates.

Other students use a large desktop calendar to map out their week and month. This allows them to see the 'Big' picture. Students can then plan ahead for quiz, test and project dates.

Many students use an online calendar attached to their email account. This allows them to see assignments for each day, due dates, and send reminders to their cell phones!

It really is a personal preference as to what works best for each student. By taking the time to plan out your week, you will not be working at the last minute to finish!

If you have a tip you would like to share about learning online, please send it to Mrs. Smith at smithc04@wsdmi.org



Did you know that students who take the time to review for tests will probably score higher than students who don't? And one question could mean the difference between an acceptable score and failing! Having a set of test-taking strategies can also help students be more relaxed and calm.

Test Prep Help

Released test items for the MEAP can be found at the following link.

www.docnmail.com/tests/highschool/meap.htm

These items are provided to help students understand what to expect when taking the tests. Please help your student spend some time reviewing these items before the test day to familiarize themselves with the testing format and types of questions that could be on the test. Remember: the MEAP assessments given in October are based on what the students learned in the previous year.

Testing tips:

<http://testtakingtips.com/test/index.htm>

This website offers great tips on understanding how to best take tests with multiple choice, essay, true/false, short answer, math or open book.

It also has some wonderful ideas on preparing for the test, what to do during the test and after the test.




Netiquette

For many students, this will be a first time experience contacting the teacher or mentor 'learning coach' by email. Just as there are "rules of respect" in the buildings, students need to be careful how they write to the teacher or each other. Without meaning to, a statement can be easily misinterpreted as rude or disrespectful when it was not the intent. Here are some good rules to follow to have a great online experience with everyone.

General Tips for Netiquette online:

- Always address the adult you are emailing with Mr., Ms. or Mrs.
- Be careful of the tone you use. Others may not know that you are teasing or sarcastic if they don't know you well. Give others the benefit of the doubt when interpreting comments. Emoticons can help convey tone.
- Never say anything you wouldn't want posted on the wall of a traditional classroom. In fact, never say anything you wouldn't want splashed across the online world.
- Show respect like you would in a traditional classroom toward classmates and the teacher. Remember there is a real person at the other end.
- Don't *flame* (a series of angry responses).
- Check your spelling.
- Write your words out and refrain from using texting shorthand such as BWT, U, or 4.
- Re-read and think about what you have written before you submit. Reading it aloud might help you to 'hear' what you are writing.
- Do not email the teacher for confirmation of an assignment immediately after sending it. Teachers have many students' papers to grade and need a little patience. If not stated in their syllabus, ask at the beginning of the course their usual turnaround time for grades and feedback.



"Be careful what you type online—in fact, never say anything you wouldn't want splashed out in the online world!"



"Each day is a new dawn and it is up to us to choose the type of sunset we want to see."