

SUPPORTING EARLY LITERACY AT HOME



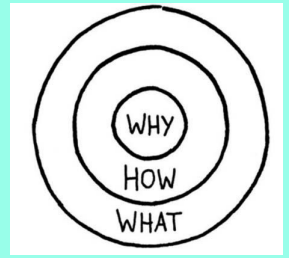
KINDERGARTEN – THIRD GRADE



READ BY GRADE THREE

- Why did lawmakers write the law?
- How will it affect my child?
- What do I need to know as a parent?
- What will the school do?
- What can I do to support my child?

START WITH THE WHY...



- One in six children who are not reading proficiently in third grade fail to graduate from high school by age 19, a rate four times higher than that of children with proficient third grade reading skills.
- For children who lived in poverty for at least one year and were not reading proficiently in third grade, the proportion of students not completing high school rose to 26%, nearly six times greater than the rate for all proficient readers.
- In an effort to boost reading achievement, Michigan lawmakers passed Public Act 306 in October, 2016.

HOW WILL IT AFFECT MY CHILD?

- Your child's reading growth will be closely monitored.
- If your child is not reading where expected, a reading improvement plan will be created.
- At the end of third grade, if your child falls one or more grade levels behind based on the 3rd grade state summative assessment, retention is *possible* (beginning 2019-2020 school year).

Parent involvement is encouraged every step of the way!

HOW WILL IT AFFECT MY CHILD?



- An initial assessment and follow up diagnostic assessment will be used to identify students who are not yet demonstrating proficiency toward grade level reading.
- A team will meet to create a draft of an **Individual Reading Improvement Plan** that will identify how to support the child's reading development.
- The final plan will be reviewed and revised with parents at parent/teacher conferences.

WHAT DO I NEED TO KNOW AS A PARENT?

- The Individual Reading Improvement Plan will include intentional classroom instruction and a Read at Home Plan. The plan may also include additional reading support outside of the classroom setting .
- Your child's teacher will receive support in evidence-supported effective practices in reading instruction.
- Children may be encouraged to participate in afterschool or summer school programs.



WHAT DO I NEED TO KNOW AS A PARENT?



- A student will be promoted to fourth grade if they receive a score on the third grade state summative assessment that is less than one year behind, or
- Show a third grade reading level on another assessment approved by the superintendent, or
- Show a third grade reading level through a student portfolio, or collection of student work in all third grade English Language Arts standards.

WHAT DO I NEED TO KNOW AS A PARENT?

- Parents will be notified by the state when a child *could be* retained.
- Parents have the right to ask for a “Good Cause Exemption” from the school or district within 30 days of the notification.
- Parents may request a meeting to discuss next steps with the principal.

Parent involvement is encouraged every step of the way!

WHAT DO I NEED TO KNOW AS A PARENT?

Considerations, referred to as *Good Cause Exemptions*, will be made if your child:

- Has an IEP or 504 plan;
- Is an English learner (English is their second language);
- Has had intensive intervention for two years and was previously retained;
- Has been enrolled in WSD for less than two years and didn't receive reading support;
- Is at grade level in other subjects;
- Student has been previously retained in grades K, 1, 2, or 3
- Is requested within 30 days and is determined that the exemption is in the best interest of the child

WHAT WILL THE SCHOOL DO?

- Assess all JK-3 grade students.
- Provide an Individual Reading Improvement Plan (IRIP) with input from all stakeholders.
- Provide written notice to parents with a “Read at Home” Plan.
- Monitor students’ progress for growth and adjust accordingly.



WHAT WILL THE SCHOOL DO?

- Ensure all components of reading are taught each day;
- Utilize effective instructional strategies in the classroom;
- Provide supplemental evidence-supported interventions;
- Provide professional learning; and
- Provide documentation of efforts.



QUESTIONS



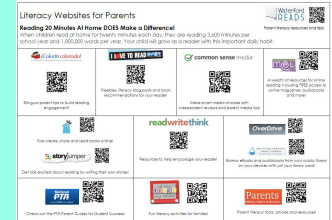
WHAT CAN PARENTS DO?



1. Read at home with your child daily.

Tips...

- Twenty minutes a night matters!
- Visit your local library and access online resources!
- Re-read and read more!
- Take control of the television and make reading special!



STUDENT C

READS 20 MINUTE PER DAY



WHAT CAN PARENTS DO?

2. Talk, Talk, Talk.

Tips...

- Talk about what you see and do to build your child's background knowledge.
- Speak in full sentences and sprinkle your conversations with interesting words!
- Tell family tales!
- Ask your child questions while reading!



ASK QUESTIONS WHILE READING

READ & LEAD
Think and talk about what you read!

Before reading:

1. Predict what this story might be about.
2. Who do you think will be the main character?
3. Where is the setting of this book?
4. Is this story fiction or non-fiction? How do you know?
5. What do you think this book might teach you?
6. What do you already know about this topic?
7. What questions do you have before you start reading?
8. What have you read like this before?

During reading:

1. What do you think will happen next in the story?
2. How do you think the main character feels?
3. What are you picturing in this part?
4. What does this part mean?
5. What are you thinking right now?
6. Why do you think that is happening?
7. How do you think the story will end?
8. What are you learning so far?

After reading:

1. Tell me about the main characters? Describe them.
2. What was the problem in the story? How was it solved?
3. How did the main character change? What did the characters learn?
4. What are some new words you learned?
5. What is the main idea in this text?
6. What did you learn from reading this text?
7. Where could you find more information about this topic?
8. Did you like this book? Why or why not?

**READERS ENJOY
TALKING ABOUT BOOKS
ALMOST AS MUCH AS
THEY LIKE READING**



WHAT CAN PARENTS DO?

3. Synergize with your child's school!

Tips:






































- Get to know your child's teacher and work as a team!
- Get involved!
- Ask for help!
- Know your stuff!



Concepts About Print Questions

Can be asked as you are reading with your child

- Show me where to start reading.
- Show me which way to go when I am reading.
- Show me where to go when I get to the end of a line.
- Show me the top of the page.
- Show me a letter.
- Show me two letters.
- Show me a word.
- Show me two words.
- Show me the first letter of a word.
- Show me the last letter of a word.
- Show me a capital letter.
- Show me a period.
- Show me a comma.
- Show me quotation marks.
- Show me a little letter like this.

| Alphabet Chart | | Aa | | Bb | |
|--|---|---|---|---|---|
| Fountas & Pinnell | |  apple |  acorn |  bear | |
| Cc  cat |  celery | Dd  dog | Ee  egg |  eagle | Ff  fish |
| Gg  goat |  giraffe | Hh  hat | Ii  iguana |  ice | Jj  jar |
| Kk  kite |  kite | Ll  leaf | Mm  mouse | Nn  nest | |
| Oo  octopus |  ocean | Pp  pig | Qq  queen | Rr  ring | |
| Ss  socks |  socks | Tt  turtle | Uu  umbrella |  unicorn | Vv  violin |
| Ww  window |  window | Xx  x-ray | Yy  yarn |  yarn | Zz  zebra |

READING STRATEGIES

Readers Use More Than 1 Strategy To Figure It Out!

Think About the Story



Say the First Sound



Use Your Finger



Check it



Does it make sense?



Does it sound right?



Does it look right?



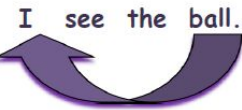
Look at the Picture



Read Words in a Snap



Reread



Readers Use More Than 1 Strategy To Figure It Out!

Think About the Story



Say the First Sound



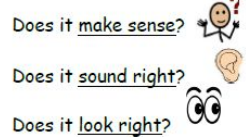
Use What You Know



Look at the Picture



Check it



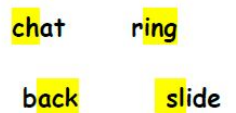
Look Across the Word



Use Your Finger



Look for Parts You Know



Reread



TURN AND TALK



Look for new books and authors that your child may enjoy.
Organize an area dedicated to reading and writing tools.
Visit the library for story time and book recommendations.
Encourage your child to talk about what he's read.

Talk to your child, and sprinkle interesting words into your conversation.
Offer a variety of books to read.

Read with your child every day.
Expand your home library to include magazines and nonfiction.
Ask questions if you're concerned about your child's development.
Decide to raise a reader!

REFLECTION – HOW CAN WE HELP?



<https://flipgrid.com/962644>